



Saul escapes in a basket. Acts 9:19-25

Saul escapes in a basket.

Acts 9:19-25

Saul was telling the good news about Jesus. Many people were surprised because Saul used to hate people who loved Jesus. Saul used to put people who worshiped Jesus in jail. But now Saul loved Jesus too, and he wanted other people to know about Jesus. Saul told many people that Jesus was really God's Son.

Some people were angry that Saul was preaching about Jesus. They made a plan to kill Saul. They waited by the gates to the city. They wanted to catch Saul going somewhere by himself. Then they could kill him!

Some of Saul's new friends found out about the plan to hurt Saul. In the middle of the night, Saul's friends put Saul in a big basket and lowered it down over the wall. Saul escaped from the people who wanted to kill him!

Paul Escaped in a Basket Bible Craft



Bible Story: Paul Escaped in a Basket

Bible Text: Acts 9:20-25

Suggested Learning Outcome: This paper plate craft will help children remember how the Lord delivered Paul from his enemies.

Supplies List:

- Paper plates
- Hole punch
- Crayons
- Cardstock or construction paper
- Yarn

Instructions:

Step 1. Guide children in coloring a paper plate brown. Have them cut the paper plate in half and punch holes around the outside rims of the plates.



Step 2. Instruct children to put the two halves of the paper plate together (colored sides out) and use a long piece of yarn to lace the two sides together leaving long pieces of yarn on either side.

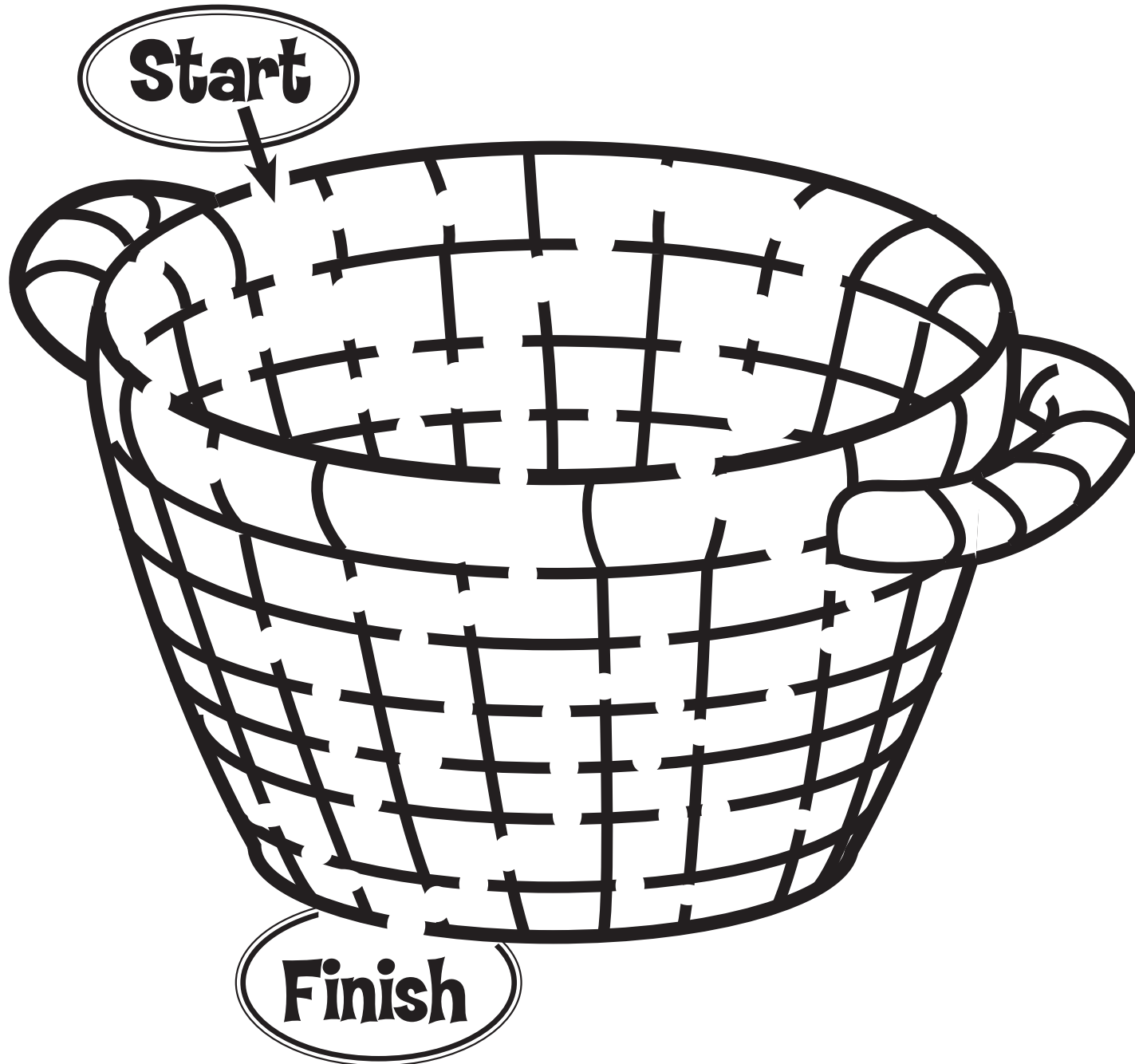


Step 3. Have children draw or color a picture of Paul on paper and then carefully cut it out. Now Paul can be placed in the basket and lowered up and down as the children act out the story.



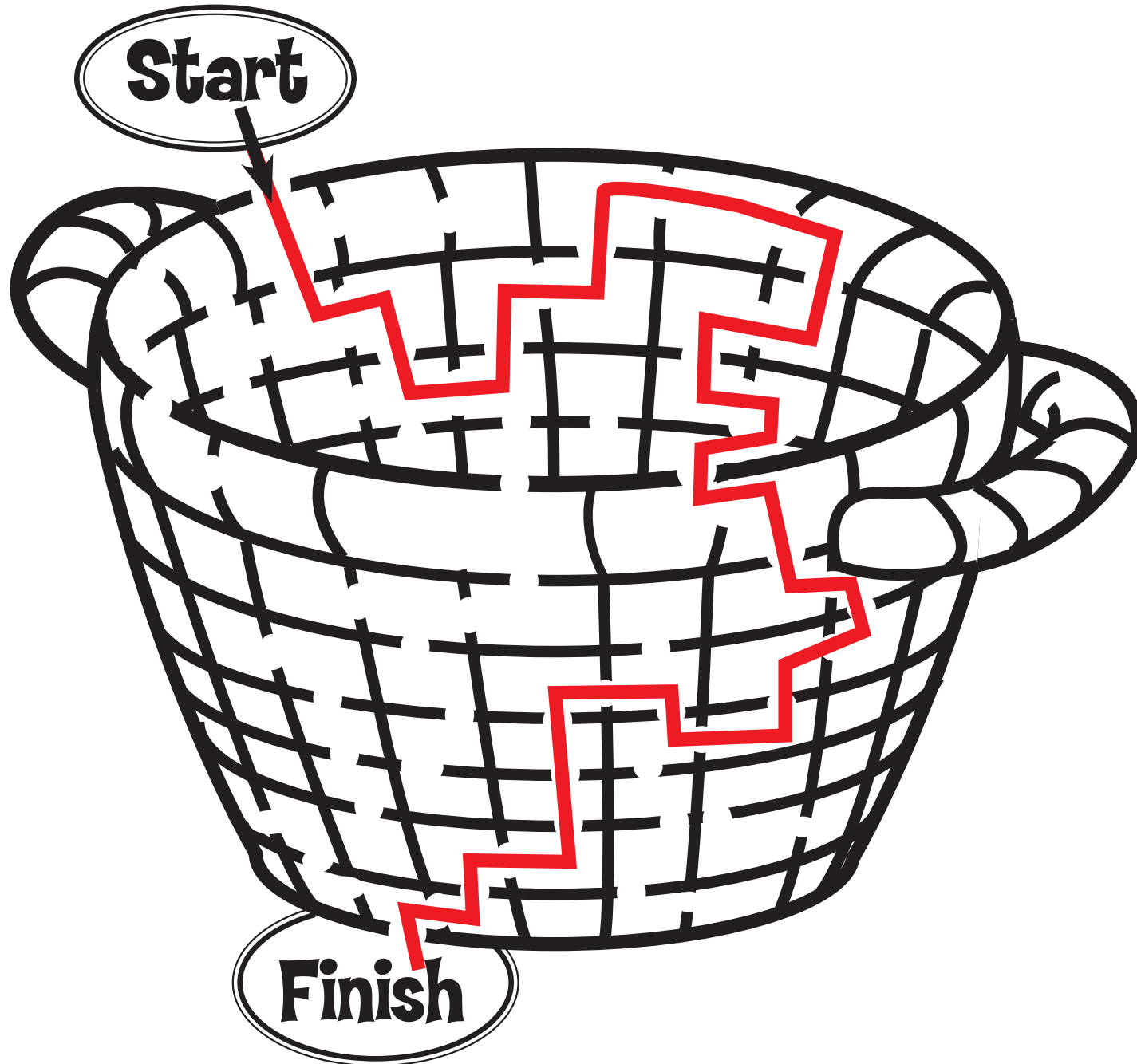
Basket Maze

Paul escaped in a basket. Can you escape from the basket? Find your way from the start to the finish.




Basket Maze

Paul escaped in a basket. Can you escape from the basket? Find your way from the start to the finish.



Basket Word Search

Find the words on the list that are hidden in the puzzle.
The words can be right to left, up and down, or diagonally.



BASKET
ESCAPED
PLAN

CITY
FOLLOWERS
PREACHED

DAMASCUS
GATES
SAUL

DISCIPLES
PAUL
WALL



Paul's Escape Word Scramble

Unscramble each of the clue words. Take the letters that appear in the circle boxes and unscramble them to find the answer to the last phrase.

UALP



ETKBSA



SORPE



NPAL



CWATGINH



LUSA



THGIN



**What did Paul's followers
lower the basket through?**



Paul's Escape Word Scramble

Unscramble each of the clue words. Take the letters that appear in the circle boxes and unscramble them to find the answer to the last phrase.

UALP

P A U L

ETKBSA

B A S K E T

SORPE

R O P E S

NPAL

P L A N

CWATGINH

W A T C H I N G

LUSA

S A U L

THGIN

N I G H T



What did Paul's followers
lower the basket through?

A H O L E I N T H E W A L L

Bibliography

Class video <https://www.worshiphousekids.com/kids-church-videos/76609/the-witnesses-15-sauls-escape>

Story <https://ministry-to-children.com/paul-in-the-basket/>

Visual aid was constructed by Mary Nelson www.missionbibleclass.org using artwork from <http://sweetpublishing.com>

Creative Commons Attribution_Share Alike 3.0 Unreported License.

User may reproduce it without permissions.

Animals in a basket <https://www.youtube.com/watch?v=Hdvwg259SgU>

Coloring Page: *Bible Story Coloring Pages*, Gospel Light, 1999.

Worksheets and title page from Sunday School Zone, <https://sundayschoolzone.com/bible-story/paul-escaped-in-a-basket/>